



in following-up, pls. cite DMS ref #

**2017-BA-0092469**

REPUBLIC OF THE PHILIPPINES  
**DEPARTMENT OF BUDGET AND MANAGEMENT**  
GENERAL SOLANO STREET, SAN MIGUEL, MANILA

**ACKNOWLEDGEMENT RECEIPT**

The **DEPARTMENT OF BUDGET AND MANAGEMENT** hereby acknowledges the receipt of your letter/request which has been uploaded to the DBM-Document Management System and routed to the appropriate office/s with the following information:

Sender: DTI-4 - PERSONAL DELIVERY

Document Title: DTI-SUBMISSION OF MRD UNDER FUND 101 FOR THE MONTH OF SEPTEMBER 2017

Document Reference No: 2017-BA-0092469

Date and Time Uploaded: Monday, October 23, 2017 3:06:18 PM

Uploaded By: RECEIVING Jayson

Routed To: BMB-A Elsa Abundo


CC:

Total no of pages received: 1 copy and 11 pages

The determination of the completeness of the documentary requirements submitted, if any, is subject to the evaluation of the technical person in charge.

This receipt is system generated and does not require signature.

Received by:



DOCUMENT  
MANAGEMENT  
SYSTEM

MONTHLY REPORT OF DISBURSEMENTS  
For the month of September 30, 2017

Department: DEPARTMENT OF TRADE AND INDUSTRY  
Entity Name: DTI-OSEC  
Operating Unit: CENTRAL OFFICE  
Organization Code (UACS): 22001010000  
Funding Source Code (as clustered): FUND 101

PARTICULARS	CURRENT YEAR BUDGET						PRIOR YEAR'S BUDGET						SUB-TOTAL					
	PS	MOOE	Fin. Exp	CO	TOTAL		PRIOR YEARS ACCOUNTS PAYABLE			CURRENT YEARS ACCOUNTS PAYABLE								
							PS	MOOE	Fin. Exp	CO	Sub-Total	PS		MOOE	Fin. Exp	CO	Sub-Total	
																		7
1	2	3	4	5	6 = (2+3+4+5)	7	8	9	10	11 = (7+8+9+10)	12	13	14	15	16 = (12+13+14+15)	17 = (11+16)	18 = (6+17)	
Notice of Cash Allocation (NCA)																		
MDS Checks Issued	542,823.95	17,556,573.77			18,099,397.72	29,806.81	1,251,014.78			1,280,821.59		1,003,367.10			1,003,367.10	2,284,188.69	20,383,586.41	
Advice to Debit Account	16,872,659.36	48,839,158.17			65,711,817.53	43,478.88	1,938,894.10			1,982,372.98		1,582,032.78			1,582,032.78	3,564,405.76	69,276,223.29	
Tax Remittance Advices Issued (TRA)	5,723,039.76	3,392,115.97			9,115,155.73		120,538.00			120,538.00		181,458.48			181,458.48	301,996.48	9,417,152.21	
Cash Disbursement Ceiling (CDC)																		
Non-Cash Availment Authority (NCAA)																		
Others (CDT, BTR, Does Stamp, etc.)																		
TOTAL	23,138,523.07	69,787,877.91			92,926,370.98	73,285.69	3,310,446.88		0.00	3,383,732.37		2,766,888.36		0.00	2,766,888.36	6,150,590.93	99,076,961.91	
AUGUST																		
Notice of Cash Allocation (NCA)																		
MDS Checks Issued	814,314.27	24,149,746.27			24,964,060.54	5,419,165.10	690,548.00			6,109,713.10		1,876,407.25			1,876,407.25	7,986,120.35	32,950,180.89	
Advice to Debit Account	34,276,972.86	58,344,320.56			92,621,293.42		640,324.56			640,324.56		6,160,212.44			6,160,212.44	9,976,845.94	102,598,139.36	
Tax Remittance Advices Issued (TRA)	6,204,618.75	3,402,958.23			9,607,576.98		491,215.67			491,215.67		562,547.23			562,547.23	1,233,553.96	10,841,130.94	
Cash Disbursement Ceiling (CDC)																		
Non-Cash Availment Authority (NCAA)																		
Others (CDT, BTR, Does Stamp, etc.)																		
TOTAL	41,295,905.88	85,897,025.06	0.00	0.00	127,192,930.94	5,419,165.10	1,822,088.23		0.00	7,241,253.33		8,399,166.92		3,356,100.00	11,955,266.92	19,196,520.25	146,389,451.19	
SEPTEMBER																		
Notice of Cash Allocation (NCA)																		
MDS Checks Issued	1,795,923.07	35,922,303.39			37,718,226.46	125,940.45	1,091,812.50			1,217,752.95		1,374,499.10			1,374,499.10	1,700,439.55	39,418,666.01	
Advice to Debit Account	32,899,453.07	70,343,804.12			103,243,257.19	12,175.37	7,187.50			1,105,987.87		8,409,442.44			8,409,442.44	9,513,430.31	112,756,696.50	
Tax Remittance Advices Issued (TRA)	6,133,679.22	4,533,852.41			10,667,531.63					7,187.50		186,182.98			186,182.98	193,370.48	10,860,902.11	
Cash Disbursement Ceiling (CDC)																		
Non-Cash Availment Authority (NCAA)																		
Others (CDT, BTR, Does Stamp, etc.)	-21,412.09	-2,299,265.88			-2,320,677.97							-1,272,159.36			-1,272,159.36	0.00	10,860,902.11	
TOTAL	40,807,643.27	108,300,694.04	0.00	0.00	149,308,337.21	138,115.82	1,099,000.00		0.00	1,237,115.82		8,897,965.16		0.00	10,170,124.52	11,407,240.34	163,096,255.62	
3rd QUARTER																		
Notice of Cash Allocation (NCA)																		
MDS Checks Issued	3,153,061.29	77,628,623.43			80,781,684.72	5,574,912.36	1,941,582.78		0.00	7,516,475.14		4,454,273.45		0.00	4,454,273.45	11,970,748.59	92,752,433.11	

Department: DEPARTMENT OF TRADE AND INDUSTRY

Entity Name: DTI-OSEC

Operating Unit: CENTRAL OFFICE

Organization Code (UACS): 22001010000

Funding Source Code (as clustered): FUND 101


PARTICULARS	CURRENT YEAR BUDGET					PRIOR YEAR'S BUDGET					CURRENT YEAR'S ACCOUNTS PAYABLE					TOTAL		SUB-TOTAL
	PS	MOOE	Fin. Exp	CO	TOTAL	PS	MOOE	Fin. Exp	CO	TOTAL	PS	MOOE	Fin. Exp	CO	Sub-Total	16-(12+13+14+15)	17-(11+16)	
1					6-(2+3+4+5)													
Advice to Debt Account	84,049,084.29	177,527,282.85		0.00	261,576,368.14	55,654.25	3,671,031.16		0.00	3,726,685.41	16,151,687.66		3,176,308.94	19,327,996.60		23,054,682.01		284,631,050.15
Tax Remittance Advice Issued (TRA)	18,061,337.73	11,328,926.61		0.00	29,390,264.34	0.00	618,941.17		0.00	618,941.17	930,188.69		179,791.06	1,109,979.75		1,728,920.92		31,119,185.26
Cash Disbursement Ceiling (CDC)		0.00		0.00	0.00	0.00	0.00		0.00	0.00	0.00		0.00	0.00		0.00		0.00
Non-Cash Availment Authority (NCAA)	0.00	0.00		0.00	0.00	0.00	0.00		0.00	0.00	0.00		0.00	0.00		0.00		0.00
Others (CDT, BTR Does Stamp, etc.)	-21,412.09	-2,299,265.88		0.00	-2,320,677.97	0.00	0.00		0.00	0.00	-1,272,159.36		0.00	-1,272,159.36		-1,272,159.36		-3,592,837.33
<b>GRAND TOTAL</b>	<b>105,242,072.22</b>	<b>264,185,567.01</b>		<b>0.00</b>	<b>369,427,639.23</b>	<b>5,630,566.61</b>	<b>5,231,555.11</b>		<b>0.00</b>	<b>11,862,101.72</b>	<b>20,263,990.44</b>		<b>3,356,100.00</b>	<b>23,620,090.44</b>		<b>35,482,192.16</b>		<b>404,909,831.39</b>


SUMMARY:

	Previous Report (August)	This month (September)	As of September 30, 2017
Total Disbursement Authorities Received		150,101,509.00	2,552,695,061.00
NCA	2,402,393,532.00		89,485,882.54
Working Fund	78,624,980.43	10,860,902.11	1,440,945.63
TRA			117,597,822.21
CDC			2,526,024,036.96
NCAA	884,170.65	556,775.00	438,148,159.10
Others (NTA Received, CDT, BTR Does Stamp, etc.)	97,717,860.21	19,879,592.00	2,087,649,665.37
Less: Notice of Transfer Allocations (NTA)* issued	2,384,384,842.85	141,659,194.11	226,212.59
Total Disbursements Authorities Available	215,512,993.74	222,635,165.36	
Less: Lapsed NCA	1,910,483,959.48	177,165,703.79	
Disbursements *	258,287,889.63	(258,161,677.06)	
Balance of Disbursements Authorities as of to date			

Notes: The use of NTA is discouraged  
\* Amounts should tally

Certified Correct

  
MA. ASUNCION H. CRUZADA  
Agency Chief Accountant

  
MARIA R. FUEVARRA  
Director-in-Charge, Financial Management Service

Approved By:

Date:

Department: DEPARTMENT OF TRADE AND INDUSTRY  
 Entity Name: DTL-OSEC  
 Operating Unit: CENTRAL OFFICE  
 Organization Code (UACS): 22001010000  
 Funding Source Code (as clustered): FUND 101

PARTICULARS	TRUST LIABILITIES						GRAND TOTAL						Remarks
	PS	MOOE	CO	TOTAL	PS	MOOE	Fin. Exp	CO	TOTAL				
1	19	20	21	22=(19+20+21)	23	24	25	26	27=(23+24+25+26)	28			
JULY													
Notice of Cash Allocation (NCA)													
MDS Checks Issued	1,358,765.13			1,358,765.13	1,991,395.89	19,810,955.65		0.00	21,742,351.54				
Advice to Debit Account	8,769,376.47			8,769,376.47	25,685,514.71	52,360,085.05		0.00	78,045,599.76				
Tax Remittance Advices Issued (TRA)					5,723,089.76	3,694,112.45			9,417,152.21				
Cash Disbursement Ceiling (CDC)													
Non-Cash Availment Authority (NCAA)													
Others (CDT, BTR Does Stamp, etc.)													
TOTAL	10,128,141.60			10,128,141.60	33,339,930.36	73,865,155.15		0.00	109,205,103.51				
AUGUST													
Notice of Cash Allocation (NCA)													
MDS Checks Issued	1,382,187.35			1,382,187.35	7,615,666.72	26,716,701.52		0.00	34,332,368.24				
Advice to Debit Account	8,789,046.80			8,789,046.80	43,066,019.66	65,144,857.56		3,176,508.94	111,387,186.16				
Tax Remittance Advices Issued (TRA)				0.00	6,204,618.75	4,456,721.13		179,791.06	10,841,130.94				
Cash Disbursement Ceiling (CDC)													
Non-Cash Availment Authority (NCAA)													
Others (CDT, BTR Does Stamp, etc.)													
TOTAL	10,171,234.15			10,171,234.15	56,886,305.13	96,318,280.21		3,356,100.00	156,560,683.34	0.00 Cancellation of Prior Issued Checks			
SEPTEMBER													
Notice of Cash Allocation (NCA)													
MDS Checks Issued	1,405,619.72			1,405,619.72	3,327,483.24	37,496,802.49		0.00	40,824,283.73				
Advice to Debit Account	16,316,667.78			16,316,667.78	49,228,296.22	79,845,059.06		0.00	129,073,555.28				
Tax Remittance Advices Issued (TRA)				0.00	6,133,679.22	4,727,222.89		0.00	10,860,902.11				
Cash Disbursement Ceiling (CDC)													
Non-Cash Availment Authority (NCAA)													
Others (CDT, BTR Does Stamp, etc.)													
TOTAL	17,722,287.50	0.00		17,722,287.50	-21,412.09	-3,371,425.24		0.00	-3,592,837.23	0.00 Cancellation of Prior Issued Checks			
3rd QUARTER													
Notice of Cash Allocation (NCA)													
MDS Checks Issued	4,146,572.20			4,146,572.20	12,874,545.85	84,024,459.66		0.00	96,999,605.51				

Department: DEPARTMENT OF TRADE AND INDUSTRY  
 Entity Name: DTI-OSEC  
 Operating Unit: CENTRAL OFFICE  
 Organization Code (UACS): 22001010000  
 Funding Source Code (as clustered): FUND 101

PARTICULARS	TRUST LIABILITIES					GRAND TOTAL					REMARKS
	PS	MOOE	CO	TOTAL		PS	MOOE	Fin. Exp	CO	TOTAL	
1	19	20	21	22=(19+20+21)	23	24	25	26	27=(23+24+25+26)	28	
Advice to Debit Account	33,875,091.05			33,875,091.05	117,979,830.59	197,350,001.67					
Tax Remittance Advises Issued (TRA)	0.00			0.00	18,061,337.73	12,878,056.47		3,176,308.94	318,506,141.20		
Cash Disbursement Ceiling (CDC)	0.00			0.00				179,791.06	31,119,185.26		
Non-Cash Availment Authority (NCAA)	0.00			0.00							
Others (CDT, BTR, Dous Stamp, etc.)	0.00			0.00	-21,412.09	-3,571,425.24		0.00	-3,592,837.33	Cancellation of Prior Issued Checks	
<b>GRAND TOTAL</b>	<b>38,021,663.25</b>			<b>38,021,663.25</b>	<b>148,894,302.08</b>	<b>290,681,092.56</b>		<b>3,356,100.00</b>	<b>442,931,494.64</b>		

Previous Report (August)	This month (September)	As of September 30, 2017
Total Disbursements Program	2,345,435,599.78	141,639,194.11
Less: * Actual Disbursements	1,907,034,203.34	177,165,705.79
	438,401,396.44	(35,526,511.68)
		402,874,884.76

Total Disbursements Program  
 Less: \* Actual Disbursements  
 (Over)/Under spending